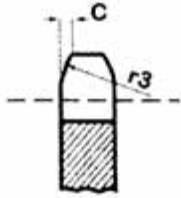


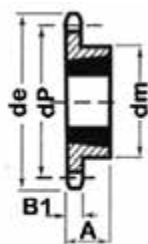
12B-1-2-3 Taper Lock



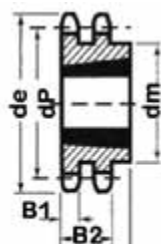
Teeth	Simplex							Duplex					Triplex				
	de	dp	dm	A	Bush	Type	App. Kg	dm	A	Bush	Type	App. Kg	dm	A	Bush	Type	App. Kg
12	81.5	73.6	60	24.4	1210	1	0A	-	-	-	-	-	-	-	-	-	-
13	87.8	79.59	60	25.40	1210	1	0.41	0A	25.4	1210	0A	0A	-	-	-	-	-
14	93.6	85.61	70	25.40	1610	1	0A	-	-	-	-	-	-	-	-	-	-
15	99.8	91.63	70	25.40	1610	1	0.54	-	30.10	1610	3	0.90	-	49.8	1615	5	0A
16	105.5	97.65	75	25.40	1610	1	0A	-	30.10	1610	3	0A	-	-	-	-	-
17	111.9	103.7	76	25.40	1610	1	0.82	-	30.10	1610/1615	3	1.25	-	49.8	1615/2017	5	0A
18	117.9	109.7	90	31.75	1610/2012	1	0.91	90	31.75	2012	2	0A	-	-	-	-	-
19	123.9	115.8	90	31.75	2012	1	1.00	90	31.75	2012	2	1.81	-	49.8	2012	5	0A
20	130	121.8	90	44.45	2012	1	1.00	108	44.45	2517	2	0A	-	-	-	-	-
21	136	127.8	102	44.45	2517	1	1.18	108	44.45	2517	2	2.50	-	49.8	2517	5	0A
22	142	133.9	102	44.45	2517	1	1.27	108	44.45	2517	2	0A	-	-	-	-	-
23	148.1	139.9	108	44.45	2517	1	1.37	108	44.45	2517	2	3.07	-	49.8	2517	5	0A
24	154.1	145.9	108	44.45	2517	1	1.50	108	44.45	2517	2	0A	-	-	-	-	-
25	160.2	152	108	44.45	2517	1	1.74	108	44.45	2517	2	3.63	-	49.8	2517	5	0A
26	165.9	158	108	44.45	2517	1	0A	108	44.45	2517	2	0A	-	-	-	-	-
27	172.3	164.1	108	44.45	2517	1	1.80	108	44.45	2517	2	4.20	140	50.80	3020	4	0A
28	178	170	108	44.45	2517	1	0A	108	44.45	2517	2	0A	-	-	-	-	-
29	184.1	176.2	108	44.45	2517	1	0A	108	44.45	2517	2	0A	-	-	-	-	-
30	190.4	182.3	108	44.45	2517	1	2.32	140	50.80	2517	2	5.04	140	50.80	3020	4	0A
32	202.5	194.4	108	44.45	2517	1	2.48	0A	0A	2517	0A	0A	-	-	-	-	-
34	214.6	206.5	108	44.45	2517	1	0A	-	-	-	-	-	-	-	-	-	-
35	221	212.5	108	44.45	2517	1	0A	-	-	-	-	-	-	-	-	-	-
36	226.8	218.6	108	44.45	2517	1	0A	-	-	-	-	-	-	-	-	-	-
38	238.9	230.1	108	44.45	2517	1	3.36	140	50.80	3020	2	8.40	140	50.80	3020	4	0A
45	283.2	273.1	108	44.45	2517	1	3.98	140	50.80	3020	2	-	-	-	-	-	-
57	355.9	345.8	108	44.45	2517	1	8.76	140	50.80	3020	2	19.48	160	50.80	3020	4	0A
76	471.1	461	108	44.45	2517	1	11.68	140	50.80	3020	2	29.52	160	50.80	3020	4	0A
95	586.2	576.2	108	44.45	2517	1	14.60	140	50.80	3020	2	34.40	-	-	-	-	-
114	701.4	691.4	140	50.80	3020	1	17.52	160	76.20	3030	2	39.28	-	-	-	-	-

Pinions	mm
Tooth Radius r3	19
Radius Width C	2
Tooth Width B1	11.1

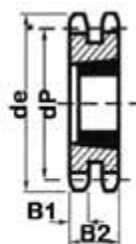
Chain	mm
Pitch	19.05
Inside	11.68
Roller ø	12.07



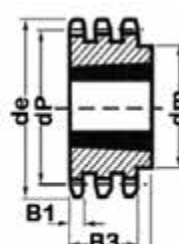
Type 1



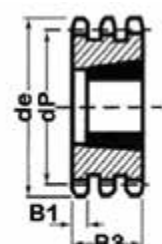
Type 2



Type 3



Type 4



Type 5